



THE DIAPER CORNER™ BABY CHANGING TABLE

MODEL NUMBERS:

02205 White

02206 Natural

02207 Cherry



**Assembly
Instructions.
Adult Assembly
Required.
Save these
instructions for
future use.**

**VERSION CODE:
4.0/0909/TG**

Visit us online at www.badgerbasket.com

Toll-Free Customer Service: 1-800-236-1310 (Monday through Thursday 7:30 AM to 4:30 PM CST)

Web: <http://www.badgerbasket.com/parts> • **E-mail:** parts1@badgerbasket.com

Mail: PO Box 227, Edgar, WI 54426-0227 • **Phone:** 715-352-2311 • **Fax:** 715-352-3163



BEFORE YOU BEGIN ASSEMBLY:

Check all parts and hardware. If anything is missing or not satisfactory, please DO NOT call the store or return the product to them. Please go online to

<http://www.badgerbasket.com/parts>

for assistance. Most problems are resolved without you needing to leave home. When contacting us, please have this instruction manual, your product model number, and your product version code ready. **Your Product Version Code is: 4.0/0909/TG**

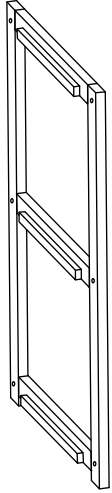
CARE INSTRUCTIONS:

Wipe the table, pad, and safety belt clean with a damp cloth and mild soap as needed. Pad Cover can be machine washed in cold water, gentle cycle and air dry or tumble dry low or no heat.

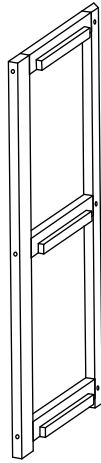


WARNING - FAILURE TO FOLLOW THESE WARNINGS AND THE INSTRUCTIONS COULD RESULT IN SERIOUS INJURY OR DEATH

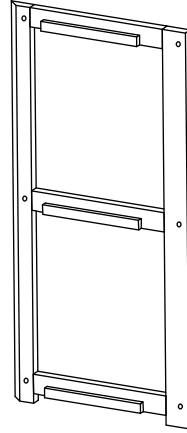
READ ALL INSTRUCTIONS before use of this changing table. Keep instructions for future use. Product and/or hardware may include small parts or screws with sharp points. **Choking Hazard!** Keep unassembled parts out of the reach of small children. Use only the changing pad, parts, and hardware provided by Badger Basket. Do not use the changing table if it is damaged, broken, or missing any parts. **FALL HAZARD** - To prevent death or serious injury, always keep baby within arm's reach. **NEVER** leave your baby unattended, not even for a moment, when you are changing Baby's diaper. **ALWAYS** use the safety belt provided; and as an extra precaution keep at least one hand on your baby at all times. **DO NOT** allow any children to climb or play on the table. **Periodically check** to make sure all the bolts and screws remain tight. This table is suitable for use with children weighing up to 30 lbs. (13.64 kg). Buckle child securely using the safety belt whenever child is on the table. Keep child's skin/body clear of the safety belt buckle when snapping/unsnapping to prevent injury. Buckle is not securely fastened unless you hear an audible "click" to indicate the parts have connected securely together. **NEVER** allow child to stand up on the table due to risk of falls and injury or death. **NEVER** use the changing table without the safety belt properly installed. **ALWAYS** secure the changing pad to the changing surface by placing it onto the top shelf and ensuring it's underneath, not on top of, the safety belt.



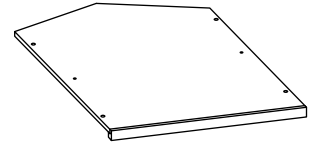
Ax2
CENTER FRAMES



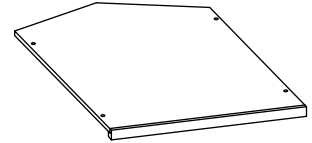
Bx2
SIDE FRAMES –
ANGLE ON RIGHT



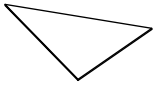
Cx2
SIDE FRAMES –
ANGLE ON LEFT



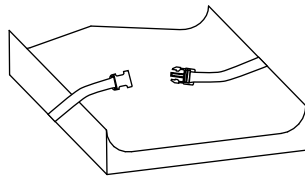
Dx1
TOP SHELF



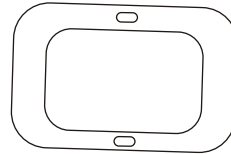
Ex2
MIDDLE/LOWER
SHELVES



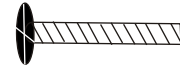
Fx6
SIDE SHELVES



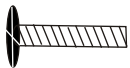
Gx1
CHANGING PAD
WITH BELT



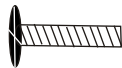
Hx1
FABRIC PAD COVER



Ø 6x28mm
Ix18



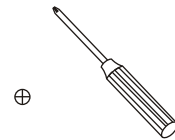
Ø 6x23mm
Jx12



Ø 4x22mm
Kx2

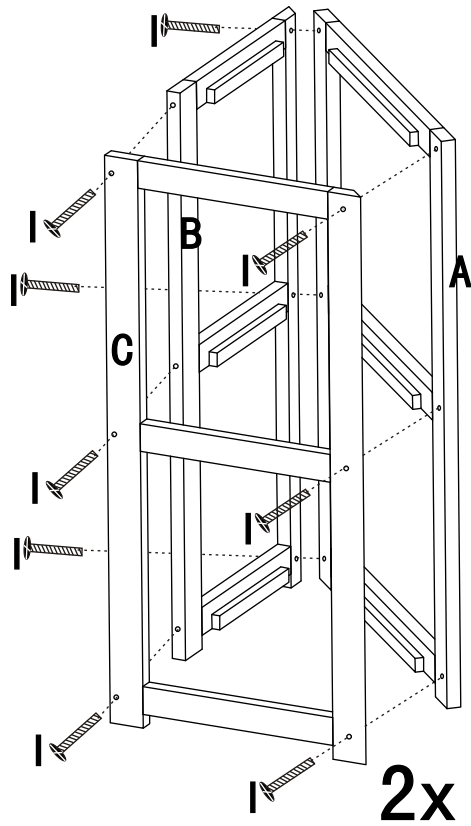


Mx2
NUT



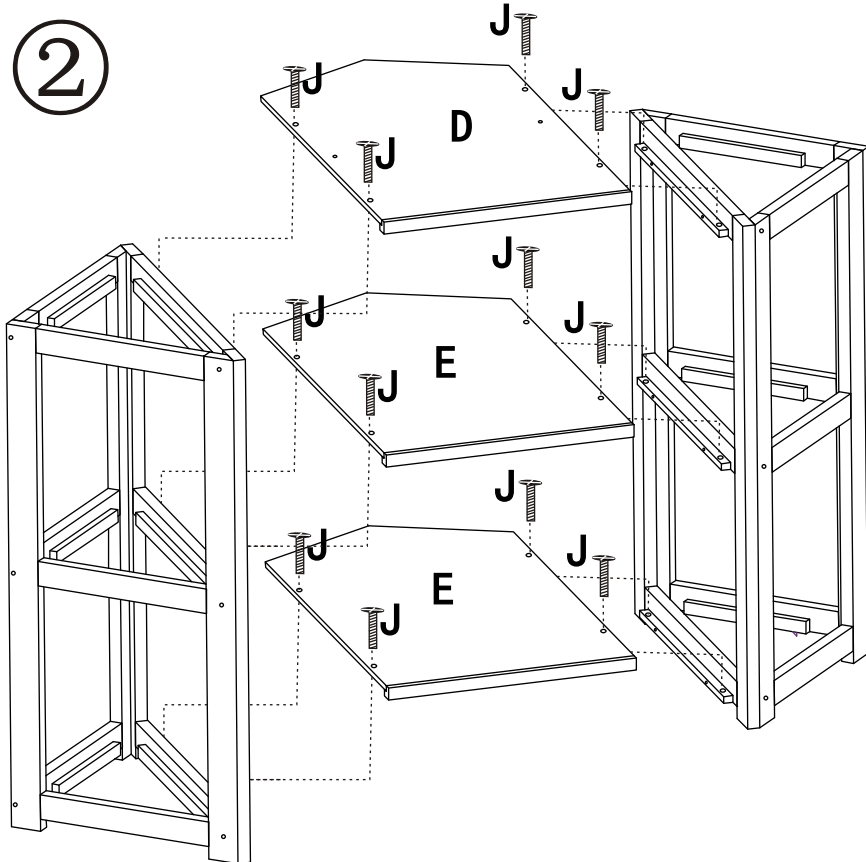
TOOL REQUIRED
(NOT INCLUDED)

①





Ø6x28mm
l x 18

②



TOP SHELF (PART D)
MUST BE USED IN THE
TOP POSITION SO YOU
CAN ATTACH THE SAFETY
BELT IN STEP 3!


Ø6x23mm
J x 12

