



SCROLLWORK METAL DOLL ARMOIRE WITH STORAGE, DRESSES AND ACCESSORIES

Assembly Instructions. Adult Assembly Required.

Read all instructions before use.

This manual is part of the product and must be kept for future reference.



MODEL NUMBER*:
60008

VERSION CODE*:
1.0/0520/TG

** Model and Version numbers are needed if replacement parts are requested*

Find us on  •  YouTube • 

Assembly Videos available on YouTube

FOR REPLACEMENT PARTS:
<http://www.badgerbasket.com/parts>

Badger Basket®, PO Box 227, Edgar, WI 54426-0227 USA • **Web:** www.badgerbasket.com
U.S. Based Customer Service Toll-Free (Mon-Thurs 7:00 AM-4:00 PM CST): 1-800-236-1310
Phone: 715-352-2311 • **Fax:** 715-352-3163



BEFORE YOU BEGIN ASSEMBLY:

Check all parts. If anything is missing or not satisfactory, please DO NOT call the store or return the product to them. Please go online to:

<http://www.badgerbasket.com/parts>

Most problems are resolved without you needing to leave home. When emailing or calling us, please have this instruction manual, your product model number, and your Version Code ready.

Your Model Number is: 60008

Your Version Code is: 1.0/0520/TG

CARE INSTRUCTIONS:

Armoire, Backpack and Storage Drawer can be spot and wiped clean with a damp cloth and mild soap and dry thoroughly. Do not submerge. Fabric dresses can be hand washed in cold water and mild detergent and allow to air dry.



WARNING

ADULT ASSEMBLY REQUIRED. DUE TO THE PRESENCE OF SMALL PARTS AND SHARP POINTS DURING ASSEMBLY, KEEP OUT OF REACH OF CHILDREN UNTIL ASSEMBLY IS COMPLETE.




WARNING - CAUTION

READ ALL INSTRUCTIONS before use of this product. Use only the parts provided by Badger Basket®. Keep instructions for future use.


Do not use the product if it is damaged or broken. Periodically inspect the product to ensure all parts remain tight. **This item is a toy for dolls only. It is never to be used for real infants or pets. No product is a substitute for adult supervision. Always supervise your child during play.**
For children ages three (3) years and older. Never sit on or stand on the toy.



ASSEMBLY TIPS! Review the entire manual before beginning. Leave hardware slightly loose during assembly and then go back and tighten fully at the end. If using a power screwdriver, keep torque setting low and go slow to prevent damage to the product.



SIDE
A×2




BOTTOM RACK
B



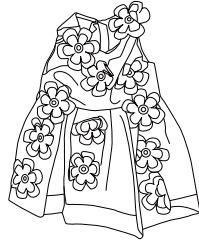
TOP RACK
C



HANGER
D×3



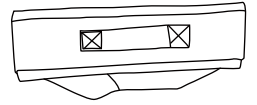
TULLE DOLL DRESS
E



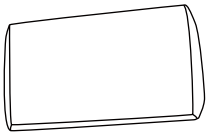
FLOWER DOLL DRESS
F




BACKPACK
G



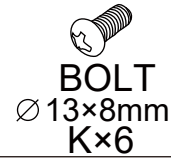
DRAWER
H



DRAWER COVER
I



DRAWER BOTTOM
J



BOLT
Ø 13×8mm
K×6



NUT
Ø 3×8mm
L×6

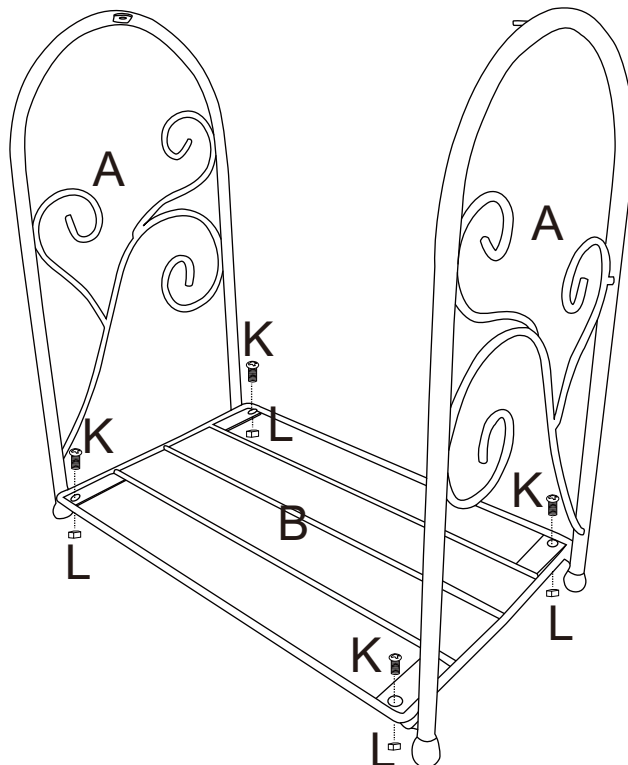


8MM WRENCH
M



PHILLIPS SCREWDRIVER
TOOL
(NOT INCLUDED)

1




L×4



K×4

1



L×2



K×2

