



STORAGE STATION WITH EIGHT BASKETS AND THREE BINS

Assembly Instructions. Adult Assembly Required.

Read all instructions before use.

This manual is part of the product and must be kept for future reference.



MODEL NUMBERS*:

98870 - White

98871 - Gray

VERSION CODE*:

2.0/0419/TG

** Model and Version numbers are needed if replacement parts are requested*

FOR REPLACEMENT PARTS:
<http://www.badgerbasket.com/parts>

Badger Basket®, PO Box 227, Edgar, WI 54426-0227 USA • **Web:** www.badgerbasket.com
U.S. Based Customer Service Toll-Free (Mon-Thurs 7:00 AM-4:00 PM CST): 1-800-236-1310
Phone: 715-352-2311 • **Fax:** 715-352-3163

Find us on   **YouTube**

2.0/0419/TG



BEFORE YOU BEGIN ASSEMBLY:

Check all parts. If anything is missing or not satisfactory, please **DO NOT** call the store or return the product to them. Please go online to:

<http://www.badgerbasket.com/parts>

Most problems are resolved without you needing to leave home.

When emailing or calling us, please have this instruction manual, your product model number, and your Version Code ready.

Your Model Number is: SEE COVER PAGE

Your Version Code is: 2.0/0419/TG

USE AND CARE INSTRUCTIONS:

Wipe storage unit clean with a damp cloth and mild soap as needed. Dry thoroughly. Spot clean baskets as needed. Do not immerse baskets in water. Do not use acidic cleaners (such as vinegar). Some soft plastic/rubber toys (such as balls) can react with and cause damage to the finish when left in prolonged contact. Be mindful of what is stored in the unit and regularly check toys and the unit to prevent damage.



WARNING

ADULT ASSEMBLY REQUIRED
DUE TO THE PRESENCE OF SMALL PARTS AND SHARP
POINTS DURING ASSEMBLY, KEEP OUT OF REACH OF
CHILDREN UNTIL ASSEMBLY IS COMPLETE.



WARNING - FAILURE TO FOLLOW THESE WARNINGS AND THE INSTRUCTIONS COULD RESULT IN SERIOUS INJURY OR DEATH


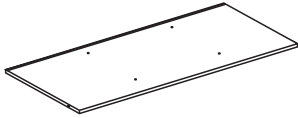

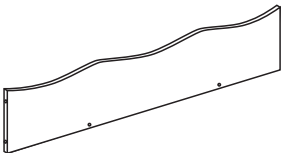
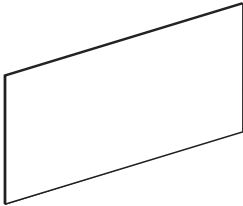
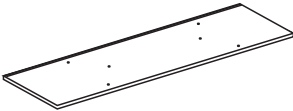
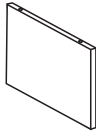
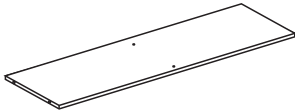
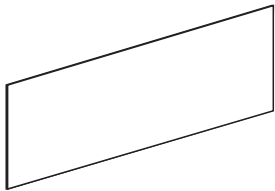
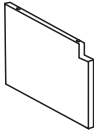
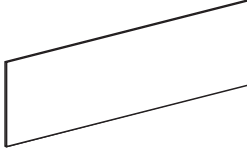
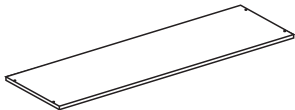
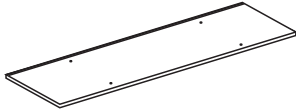


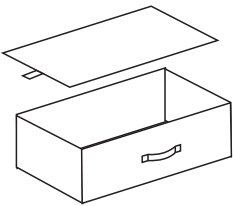
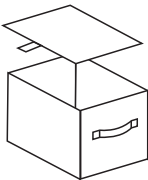




READ ALL INSTRUCTIONS before use of this product.

Keep instructions for future use. Use only the parts and hardware provided by Badger Basket®. Do not use the product if it is damaged, broken, or missing parts. **DO NOT** allow anyone to climb, sit on, stand on, or play on or inside of this product. It is not a seat, step stool, or ladder. **Periodically check** to make sure all the hardware remains tight. No product is a replacement for adult supervision.

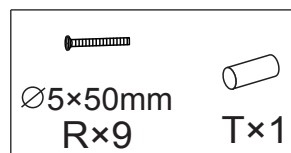
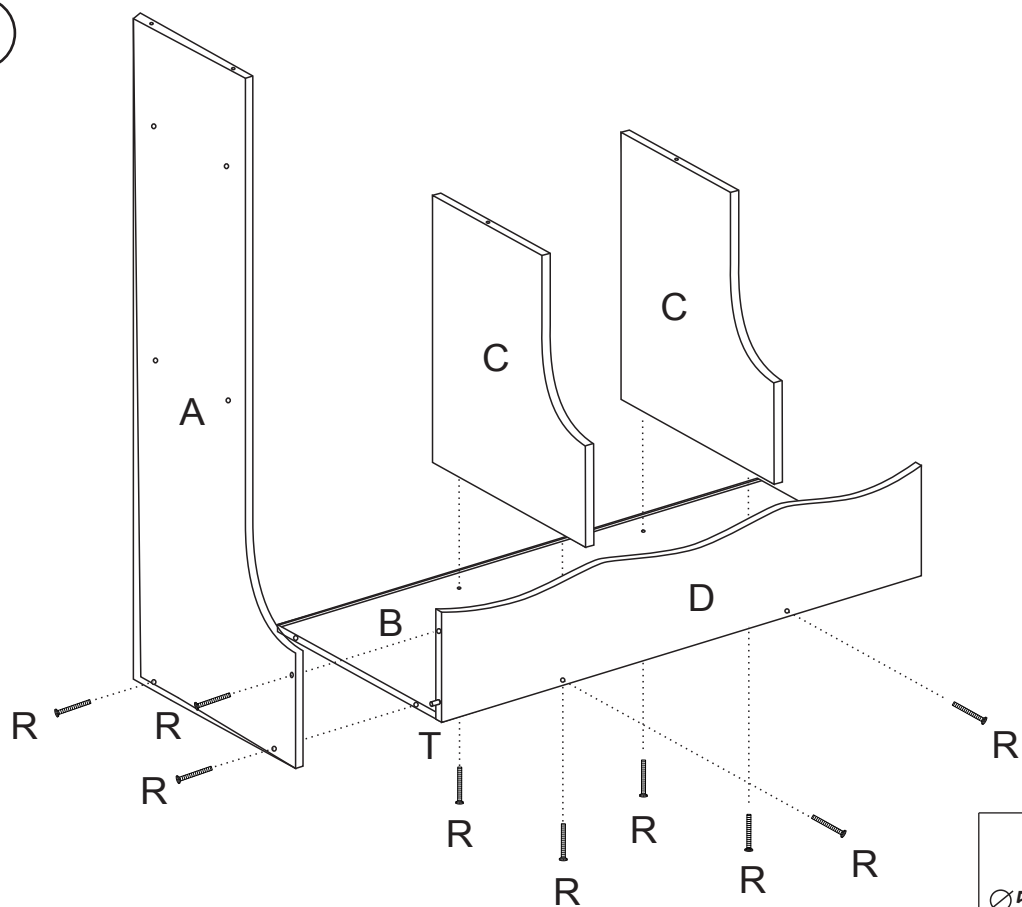


ASSEMBLY TIPS! Review the entire manual before beginning. Leave hardware slightly loose during assembly and then go back and tighten fully at the end. If using a power screwdriver, keep torque setting low and go slow to prevent damage to the product.

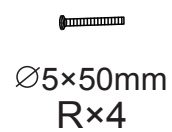
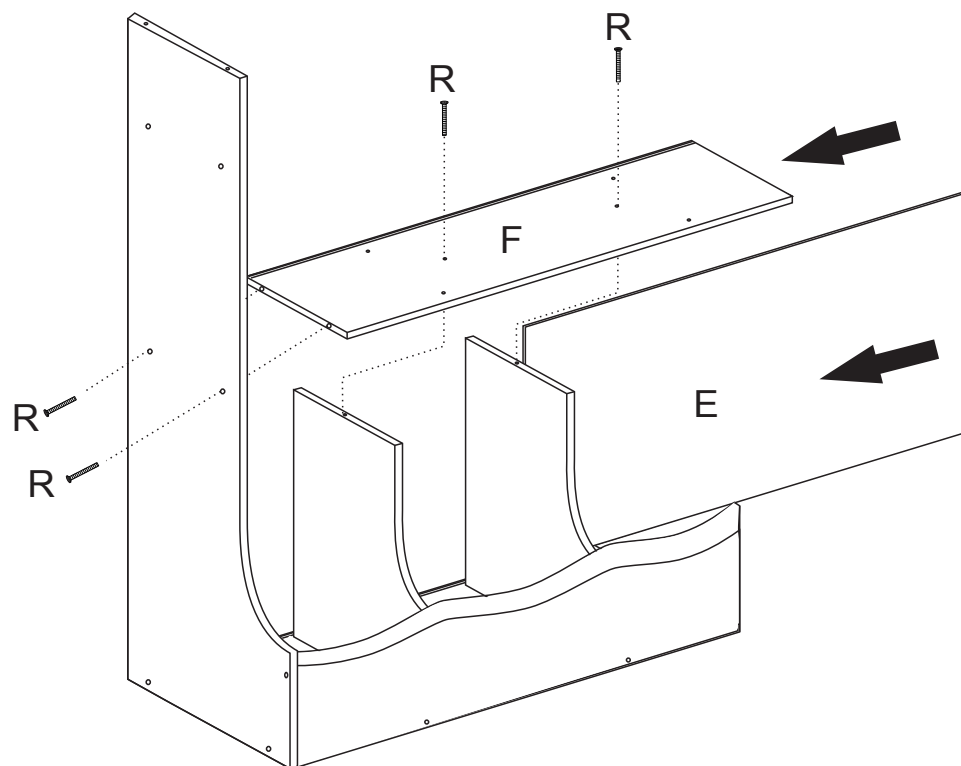
2.0/0419/TG

 <p>LEFT SIDE A×1</p>	 <p>BOTTOM B×1</p>	 <p>BOTTOM DIVIDER C×2</p>	 <p>BOTTOM FRONT D×1</p>
 <p>BOTTOM BACK E×1</p>	 <p>BOTTOM SHELF F×1</p>	 <p>MIDDLE DIVIDER G×3</p>	 <p>LOWER MIDDLE SHELF H×1</p>
 <p>MIDDLE BACK I×1</p>	 <p>TOP DIVIDER J×2</p>	 <p>TOP BACK K×1</p>	 <p>TOP L×1</p>
 <p>UPPER MIDDLE SHELF M×1</p>	 <p>TRIM N×1</p>	 <p>RIGHT SIDE O×1</p>	 <p>REVERSIBLE LARGE BASKET AND BOTTOM P×4</p>
 <p>REVERSIBLE SMALL BASKET AND BOTTOM Q×4</p>	 <p>Ø5×50mm LARGE BOLT R×26</p>	 <p>PEG T×28</p>	 <p>TOOL REQUIRED (NOT INCLUDED)</p>
	 <p>Ø4×35mm SMALL SCREW S×2</p>		

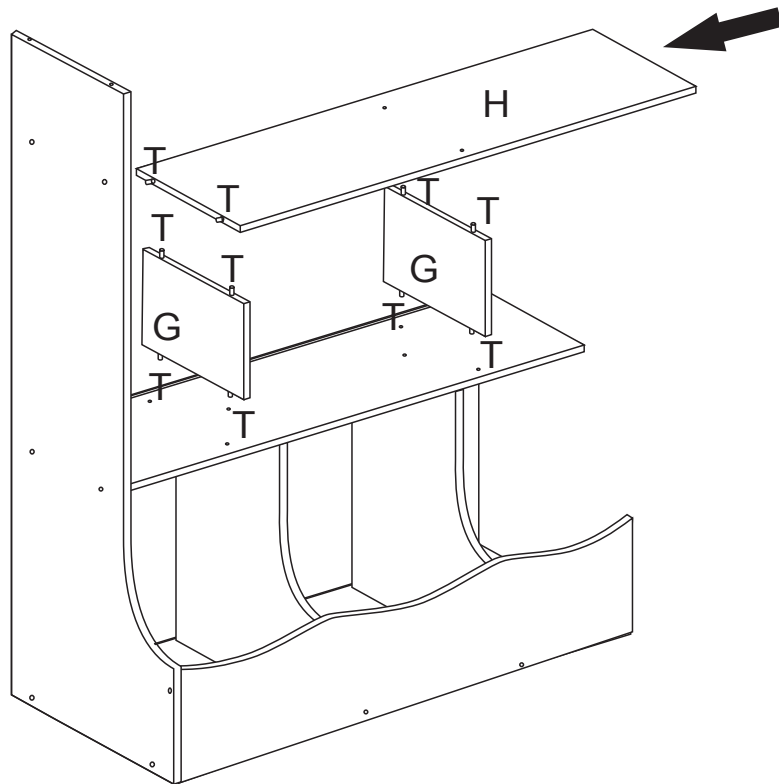
1



2

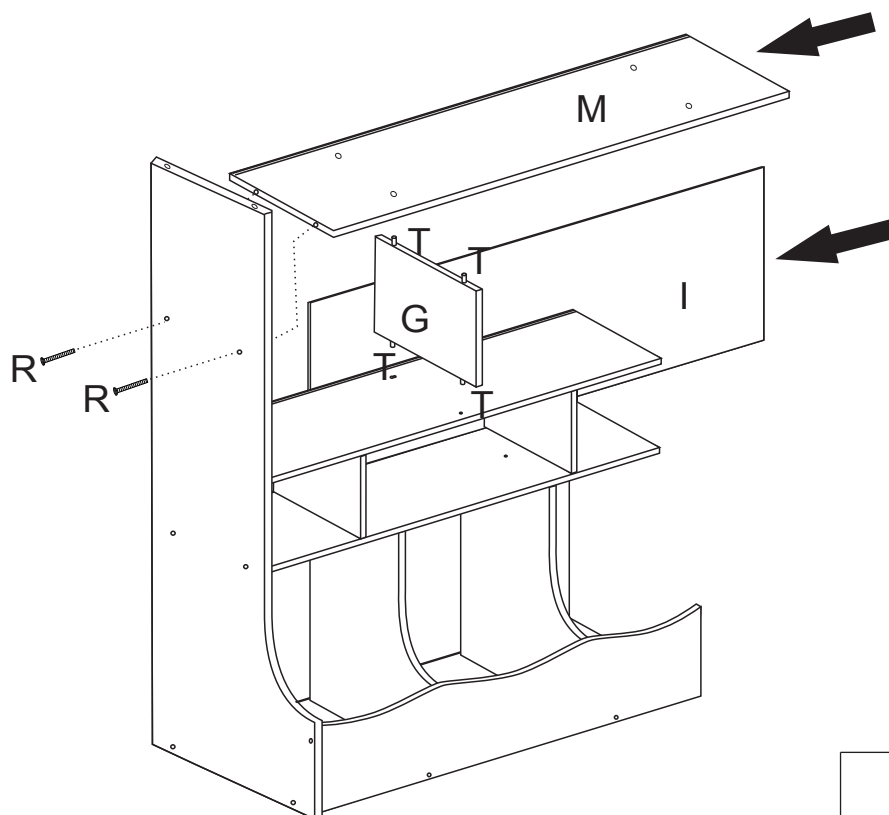


3



T×10

4

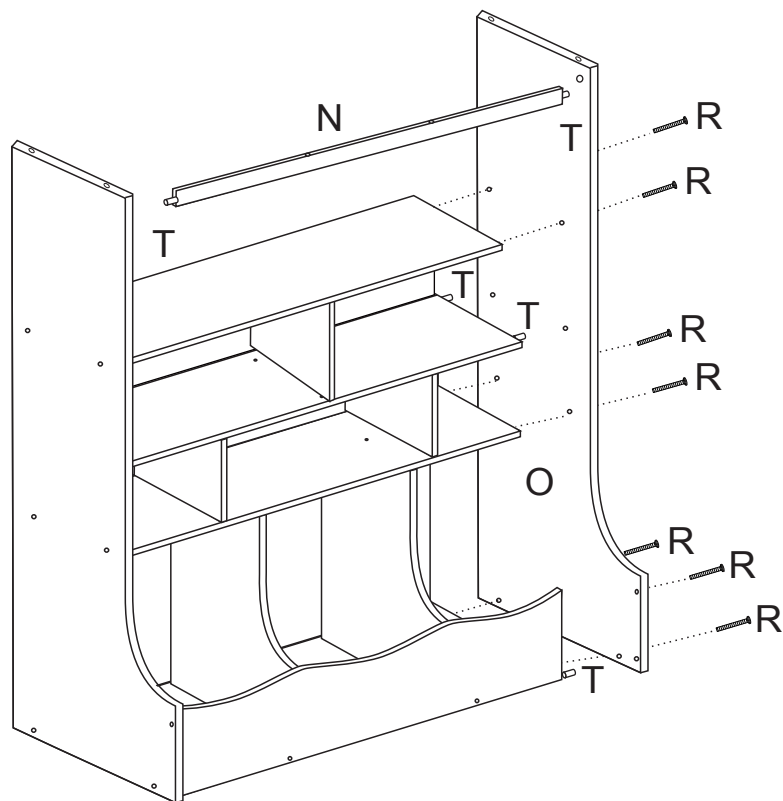


Ø5×50mm
R×2



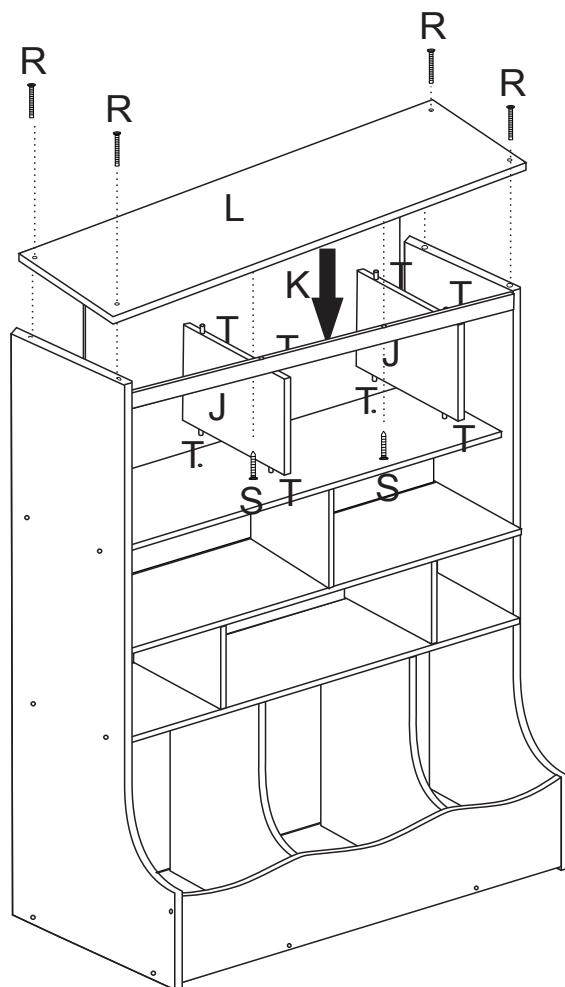
T×4




5



 $\varnothing 5 \times 50 \text{ mm}$
 $R \times 7$
 $T \times 5$

6



 $\varnothing 4 \times 35 \text{ mm}$
 $S \times 2$
 $\varnothing 5 \times 50 \text{ mm}$
 $R \times 4$
 $T \times 8$

7

All of the baskets are two color and reversible so you can customize the look.

